
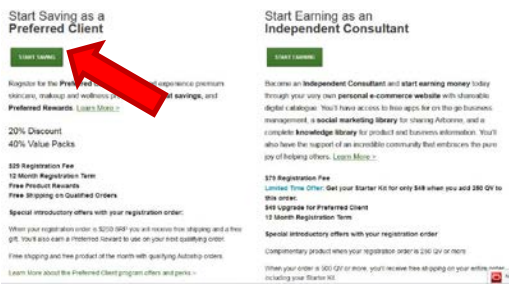


How to Place a New Preferred Client Order

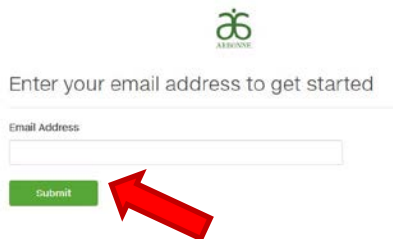
Step 1: Go to your Arbonne Website (typically it is www.yourfirstlastname.arbonne.com) & Select Register



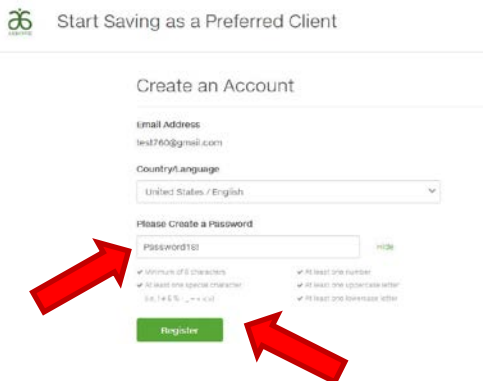
Step 2: Select Preferred Client & Start Saving



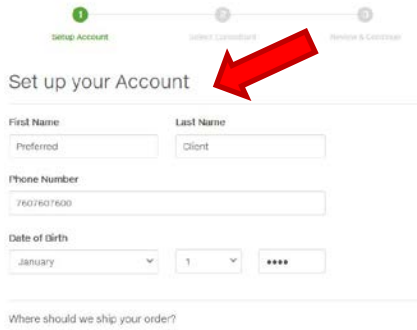
Step 3: Input Preferred Client's Email Address & select Submit



Step 4: Input Password & select Register



Step 5: Set Up the Account – Input Name, Phone Number, Birthday and Shipping Address



1 2 3
Setup Account Select Consultant Review & Checkout

Set up your Account

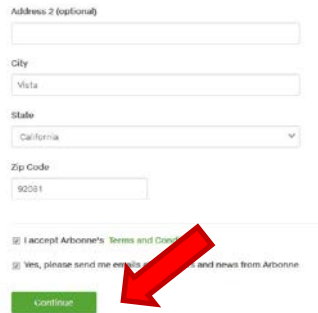
First Name: Preferred
Last Name: Client

Phone Number: 7607607600

Date of Birth: January 1 ****

Where should we ship your order?

Step 6: Accept Terms & Conditions and News & Offers & select Continue



Address 2 (optional)

City: Vista

State: California

Zip Code: 92081

I accept Arbonne's Terms and Conditions

Yes, please send me emails, newsletters and news from Arbonne.

[Continue](#)

Step 7: Confirm you are the Consultant



Your consultant: Christy Card [Change](#)

 Christy Card
Vista, California
91374
818-117-7600
818-117-7600

Step 8: Select Confirm and Begin to Place Preferred Client's Order



Now Available in Your Shopping Bag!

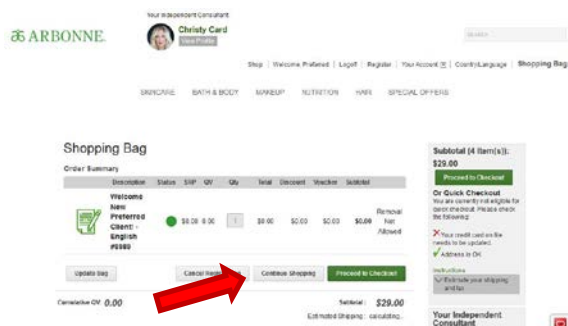
Save 40% Off SRP

Arbonne Special Value Packs



[Confirm & Shop](#)

Step 9: Begin Placing Client's Order – Select Continue Shopping



ARBONNE

Your Independent Consultant: Christy Card

Shop | Welcome Preferred | Login | Register | Your Account | Contact Us | Shopping Bag

SKINCARE | BATH & BODY | MAKEUP | NUTRITION | HAIR | SPECIAL OFFERS

Shopping Bag

Order Summary

Item	Status	SRP	Qty	Total	Discount	Shrink	Subtotal	Remove
Welcome New Preferred Client English 9889	✓	\$1.08	9.00	1	\$8.00	\$0.00	\$0.00	\$0.08

[Update Bag](#) [Cancel Item](#) [Continue Shopping](#) [Proceed to Checkout](#)

Variable Qty: 0.00 Subtotal: \$29.00
Estimated Shipping: calculating

Subtotal (4 item(s)): \$29.00
[Proceed to Checkout](#)

Or Quick Checkout
You are currently not eligible for quick checkout. Please check the following:

- Your credit card is not eligible for quick checkout.
- Address is OK.

[Instructions](#)
*For online shipping and/or

Your Independent Consultant

Step 10: Select Arbonne Special Value Packs for Preferred Clients who are ordering Arbonne the 30 Day Set, RE9 Anti-Aging Set or Makeup Set.



Step 11: Select 30 Days to Healthy Living Special Value Pack – Customize Your Pack



Step 12: Select Protein Flavors based on Client's Preference (2 Total)



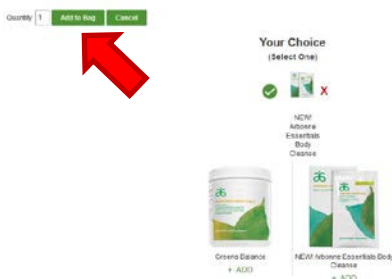
Step 13: Select Fizz Stick Flavors based on Client's Preference (2 Total)



Step 14: Select Body Cleanse or Greens Balance (If client is doing 30 day for the first time, default to Body Cleanse)



Step 15: Select Add to Bag



Step 16: Recommend AddOns - Healthy Snacks:

- Fit Chews (Caramel, Chocolate or Lemon Flavor)
- Protein Bar (Dark Chocolate & Sea Salt or Cranberry & Pumpkin Seed)
- Mind Health



Step 17: Recommend AddOns – Evolution Line for Weight Management

- Metabolism Support
- Full Control



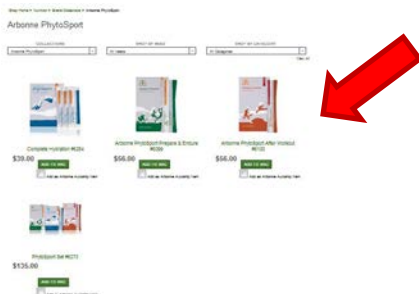
Step 18: Recommend AddOns – Vitamins & Minerals

- Daily Power Pack for Men or Women
- Calcium Support
- Omega-3 Plus
- Joint Support
- Sleep Well Spray



Step 19: Recommend AddOns – PhytoSport

- Prepare & Endure
- Complete Hydration
- After Workout
- Protein Boost



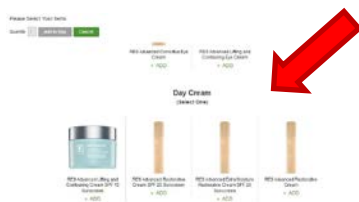
Step 20: Select RE9 Anti-Aging Set Special Value Pack – Customize Your Pack



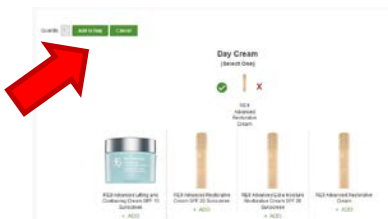
Step 21: Select Preferred Eye Cream



Step 22: Select Preferred Day Cream



Step 23: Select Add to Bag



Step 24: Suggest AddOn of Arbonne Intelligence Genius Ultra for Special AddOn Pricing for only \$99



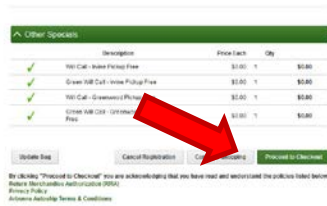
Step 25: Select Magnifying Glass to Review Free Gift Options and Add Free Gift



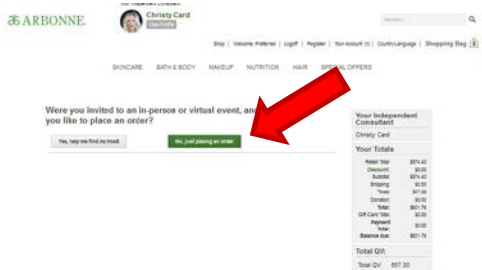
Step 26: Choose Free Gift & Select Add to Bag



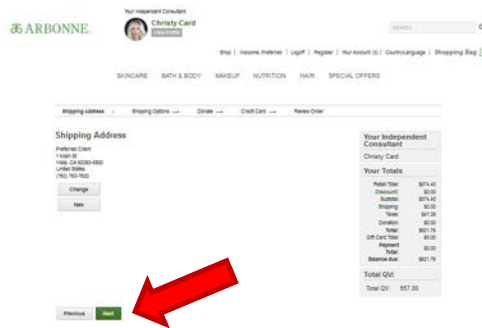
Step 27: Client Receives Free Shipping on 150+ QV Orders - Select Proceed to Checkout



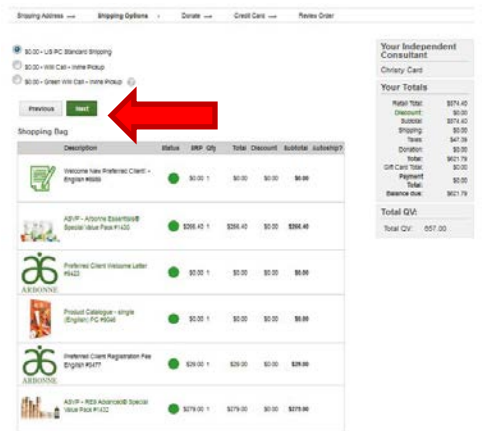
Step 28: Select No, Just Placing an Order



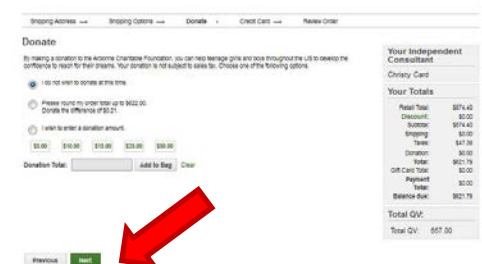
Step 29: Confirm Name & Shipping Address and Select Next



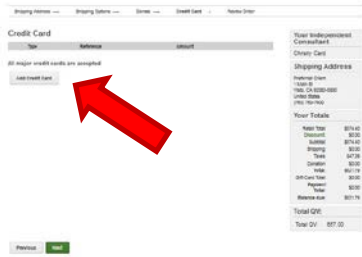
Step 30: Select Shipping Option & Select Next



Step 31: Select if would like to donate to Arbonne Charitable Donation & Select Next

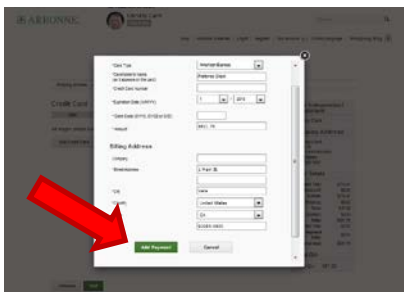


Step 32: Select Add Credit Card

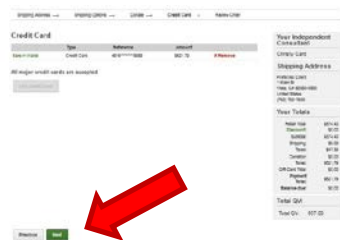


Step 33: Input Credit Card Information & Add Payment

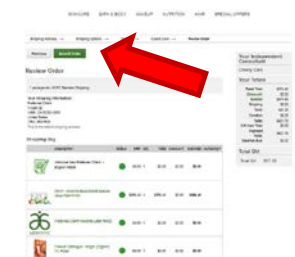
- Credit Card Type
- Credit Card Number
- Credit Card Expiration Date
- Credit Card CVV Code



Step 34: Select Next



Step 35: Select Submit Order



Step 36: Order Complete! Receive Order Confirmation with Order Reference Number

